


## M505 & M506 UNISSETTE™

Biopsy & Tissue Processing /  
Embedding Cassettes

Made of acetal



A great alternative to  
the Sakura Uni-Cassette®

Molded from a special high density polymer, these cassettes keep specimens safely submerged in liquid and are resistant to the chemical action of most histological solvents. The efficient flow-through slots maximize fluid exchange and ensure proper drainage. The one-piece integral lid eliminates the need for separate steel lids. The snap-latch and hinge-lock design of the UNISSETTE™ prevent early separation of base and lid and allow for one-hand operation. Lids can be opened and closed as often as necessary and they always relock securely without danger of specimen loss. Anterior writing area is at a 35° angle.

M506 Series is similar to M505 but specially designed to hold biopsy specimens during the embedding process.

Available in 11 colors. Each case contains 3 dispenser boxes of 500 cassettes.

For IVD use

Tissue Cat. #	Biopsy Cat. #	Color	Qty/Cs
M505-2	M506-2	White	1500
M505-3	M506-3	Pink	1500
M505-4	M506-4	Green	1500
M505-5	M506-5	Yellow	1500
M505-6	M506-6	Blue	1500
M505-7	M506-7	Peach	1500
M505-8	M506-8	Tan	1500
M505-9	M506-9	Gray	1500
M505-10	M506-10	Lilac	1500
M505-11	M506-11	Orange	1500
M505-12	M506-12	Aqua	1500

Have you ever considered  
The SLIMSETTE™ ?  
See M509 on page 31.




Fluo Pink, Fluo Green and Fluo Yellow are also available. Minimum quantities apply. Contact us for more details.



Compatible with Leica and  
Sakura cassette printers


## How to use a UNISSETTE™




The cover of the Unisette is attached to the back of the base in an open position.



To close, simply tilt cover forward, holding it by the front tab.



Push cover down until a click is heard.



To open, tilt cover backward. It will remain attached to the base and can be closed again.