

new **AQUACEL[®]**
EXTRA[™]
Hydrofiber[®] dressing with strengthening fiber



STRENGTH • ABSORBENCY • CONFIDENCE

**More to love
about AQUACEL[®] dressings**



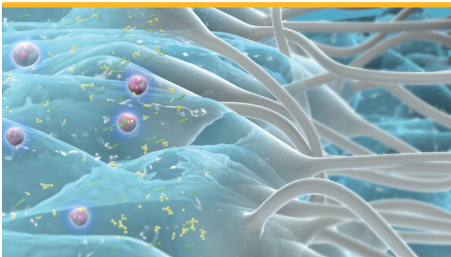
AQUACEL[®] Dressings
TRIED. TRUE. TRUSTED.[™]



Clinicians face many wound management challenges every day

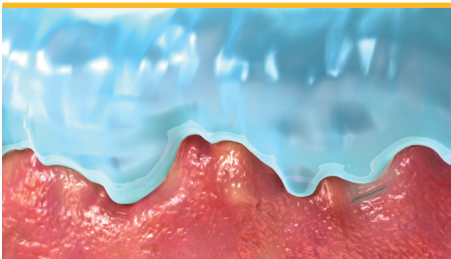
- Retaining and controlling exudate levels to prevent maceration¹
- Removing harmful bacteria and enzymes from the wound to reduce delayed healing¹
- Minimizing patient pain and discomfort during dressing changes or when dressing is in situ¹
- Containing costs while providing effective care

Hydrofiber® Technology, found in the AQUACEL® family of dressings, is uniquely designed to:



Lock in wound exudate and bacteria and reduce lateral spread of fluid²⁻⁴

- Helps protect periwound skin from maceration⁵
- May help minimize cross-infection and risk of wound infection during removal^{2,6}



Micro-contour to the wound bed⁷

- Minimizes “dead space” where bacteria can grow⁷
- Maintains an optimal moisture balance in the wound bed⁸



Respond to wound fluid levels by forming a cohesive gel


- Unique gelling action protects tender wound tissue and minimizes pain associated with dressing changes^{4,9,10}

AQUACEL® dressing^a is supported by a 15-year clinical heritage that demonstrates efficacy

- 17 randomized controlled trials
 - 50+ review papers as well as scientific and animal studies
- Demonstrated evidence of progressing wounds toward healing¹⁰⁻¹⁶
- Shown to be a cost-reducing adjunct to a protocol of care¹⁷⁻¹⁹

^aThe following applies to AQUACEL® and AQUACEL® Ag dressings. All images are artists' impressions.

AQUACEL® EXTRA™ dressing takes Hydrofiber® Technology to the next level



AQUACEL® EXTRA™ dressing is designed to provide additional benefits^{20b}

EXTRA Strength 9x stronger dressing ^b	<ul style="list-style-type: none">• Helps facilitate easy removal• May increase patient comfort during dressing changes
EXTRA Absorbency 39% greater absorbency ^b	<ul style="list-style-type: none">• More confidently manages exuding wounds• May enhance dressing efficiencies

^bAs compared to original AQUACEL® dressing.

new AQUACEL® EXTRA™
Hydrofiber® dressing with strengthening fiber



AQUACEL® Dressings
TRIED. TRUE. TRUSTED.™



AQUACEL® EXTRA™ dressing manages a wide range of exudate levels in chronic and acute wounds

Low exudate

Moderate exudate

High exudate

AQUACEL® EXTRA™ dressing

AQUACEL® EXTRA™ dressing—the newest member of a trusted family

Dressing size	Product code	Dressings per box
2" x 2" (5 x 5cm)		10
4" x 4" (10 x 10cm)		10
6" x 6" (15 x 15cm)		5

**new AQUACEL®
EXTRA™**
Hydrofiber® dressing with strengthening fiber



References: 1. World Union of Wound Healing Societies (WUWHS). *Principles of best practice: wound exudate and the role of dressings. A consensus document.* London: MEP Ltd. 2007. 2. Walker M, Hobot JA, Newman GR, Bowler PF. Scanning electron microscopic examination of bacterial immobilisation in a carboxymethylcellulose (Aquacel) and alginate dressing. *Biomaterials.* 2003;24(5):883-890. 3. Newman GR, Walker M, Hobot JA, Bowler PG. Visualisation of bacterial sequestration and bactericidal activity within hydrating Hydrofiber wound dressings. *Biomaterials.* 2006;27(11):1129-1139. 4. Waring MJ, Parsons D. Physico-chemical characterization of carboxymethylated spun cellulose fibres. *Biomaterials.* 2000;22(9):903-912. 5. Robinson BJ. The use of a hydrofiber dressing in wound management. *J Wound Care.* 2000;9(1):32-34. 6. Bowler PG, Jones SA, Davies BJ, Coyle E. Infection control properties of some wound dressings. *J Wound Care.* 1999;8(10):499-502. 7. Hoekstra MJ, Hermans MH, Richters CD, Dutrieux RP. A histological comparison of acute inflammatory responses with a Hydrofiber or tulle gauze dressing. *J Wound Care.* 2002;11(3):113-117. 8. Bishop SM, Walker M, Rogers AA, Chen WY. Importance of moisture balance at the wound-dressing interface. *J Wound Care.* 2003;12(4):125-126. 9. Kogan L, Moldavsky M, Szvalb S, Govrin-Yehudain J. Comparative study of Aquacel and Silver treatment in burns. *Ann Burns Fire Disasters.* 2004;17(4):201-207. 10. Barnea Y, Amir A, Leshem D, et al. Clinical comparative study of Aquacel and paraffin gauze dressing for split-skin donor site treatment. *Ann Plast Surg.* 2004;53(2):132-136. 11. Brunner U, Eberlein T. Experiences with hydrofibres in the moist treatment of chronic wounds, in particular of diabetic foot. *VASA.* 2000; 29(4):253-257. 12. Armstrong SH, Ruckley CV. Use of a fibrous dressing in exuding leg ulcers. *J Wound Care.* 1997;6(7):322-324. 13. Piaggini A, Baccetti F, Rizzo L, Romanelli M, Navasini R, Benzi L. Sodium carboxyl-methyl-cellulose dressings in the management of deep ulcerations of diabetic foot. *Diabet Med.* 2001;18(4):320-324. 14. Clarke JV, Deakin AH, Dillon JM, Emmerson S, Kinninmonth AWG. A prospective clinical audit of a new dressing design for lower limb arthroplasty wounds. *J Wound Care.* 2009;18(1):5-11. 15. Cohn SM, Lopez PP, Brown M, et al; University of Miami Wound Study Group. Open surgical wounds: how does Aquacel compare with wet-to-dry gauze? *J Wound Care.* 2004;13(1):10-12. 16. Ravenscroft MJ, Harker J, Buch KA. A prospective, randomised, controlled trial comparing wound dressings used in hip and knee surgery Aquacel and Tegaderm versus Cutiplast. *Ann R Coll Surg Engl.* 2006;88(1):18-22. 17. Harding KG, Price P, Robinson B, Thomas S, Hofman D. Cost and dressing evaluation of hydrofiber alginate dressings in the management of community-based patients with chronic leg ulceration. *Wounds.* 2001;13(12):229-236. 18. Dillon JM, Clarke JV, Emmerson S, Kinninmonth AWG. The Jubilee method: a modern dressing design which reduces complications and is cost effective following total hip and knee arthroplasty. Poster presented at: American Academy of Orthopaedic Surgeons Annual Meeting; February 14-17 2007; San Diego, CA. 19. Moore PJ, Foster L. Cost benefits of two dressings in the management of surgical wounds. *Br J Nurs.* 2000;9(17):1128-1132. 20. Preliminary assessment of the physical properties of AQUACEL® EXTRA vs AQUACEL® & DURAFIBER™. *Scientific Background Report.* WHRI3461 TA214. 2011. Data on File, ConvaTec Inc.

AQUACEL and Hydrofiber are registered trademarks of ConvaTec Inc. AQUACEL EXTRA, AQUACEL SURGICAL, and AQUACEL Ag SURGICAL are trademarks of ConvaTec Inc. Tried. True. Trusted. is a trademark of ConvaTec Inc. © 2011 ConvaTec Inc. AP-XXXXXX-MM



AQUACEL® Dressings
TRIED. TRUE. TRUSTED.™

