

Hidden talents of BD Saf-T-Intima™



Helping all people
live healthy lives

BD Saf-T-Intima™

First choice Integrated Safety IV Catheter System
for Subcutaneous Infusion Therapies



Subcutaneous Infusion Therapy – a growing technique...

First used in Naples in 1865 subcutaneous infusion** is increasingly and widely used for the following therapies;

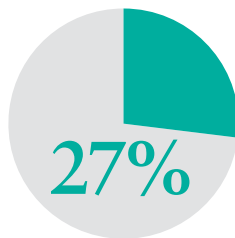
- Rehydration
- Palliative care
- Pediatric care
- Post operative pain management

With an aging population and global economic burdens hypodermoclysis can offer a cheap, effective alternative to the established intravenous route. Early intervention in cases of dehydration can prevent serious complications¹.



Dehydration is placing an economic burden of an estimated \$1 billion²

(Remington 2007)

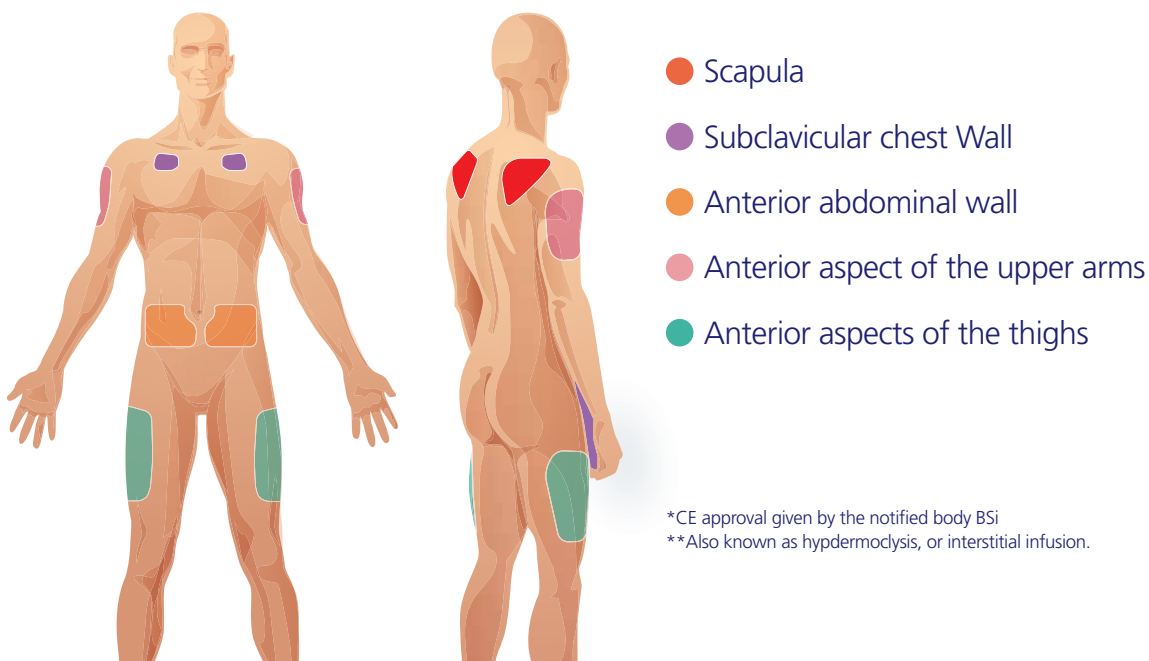


27% of older people admitted from nursing homes due to dehydration²



Dehydration: one of the top ten most common reasons for hospitalisation for the elderly²

Hypodermoclysis offers the benefit of many subcutaneous sites rather than limited intravenous sites, which means increased patient comfort.



*CE approval given by the notified body BSi

**Also known as hypdermoclysis, or interstitial infusion.

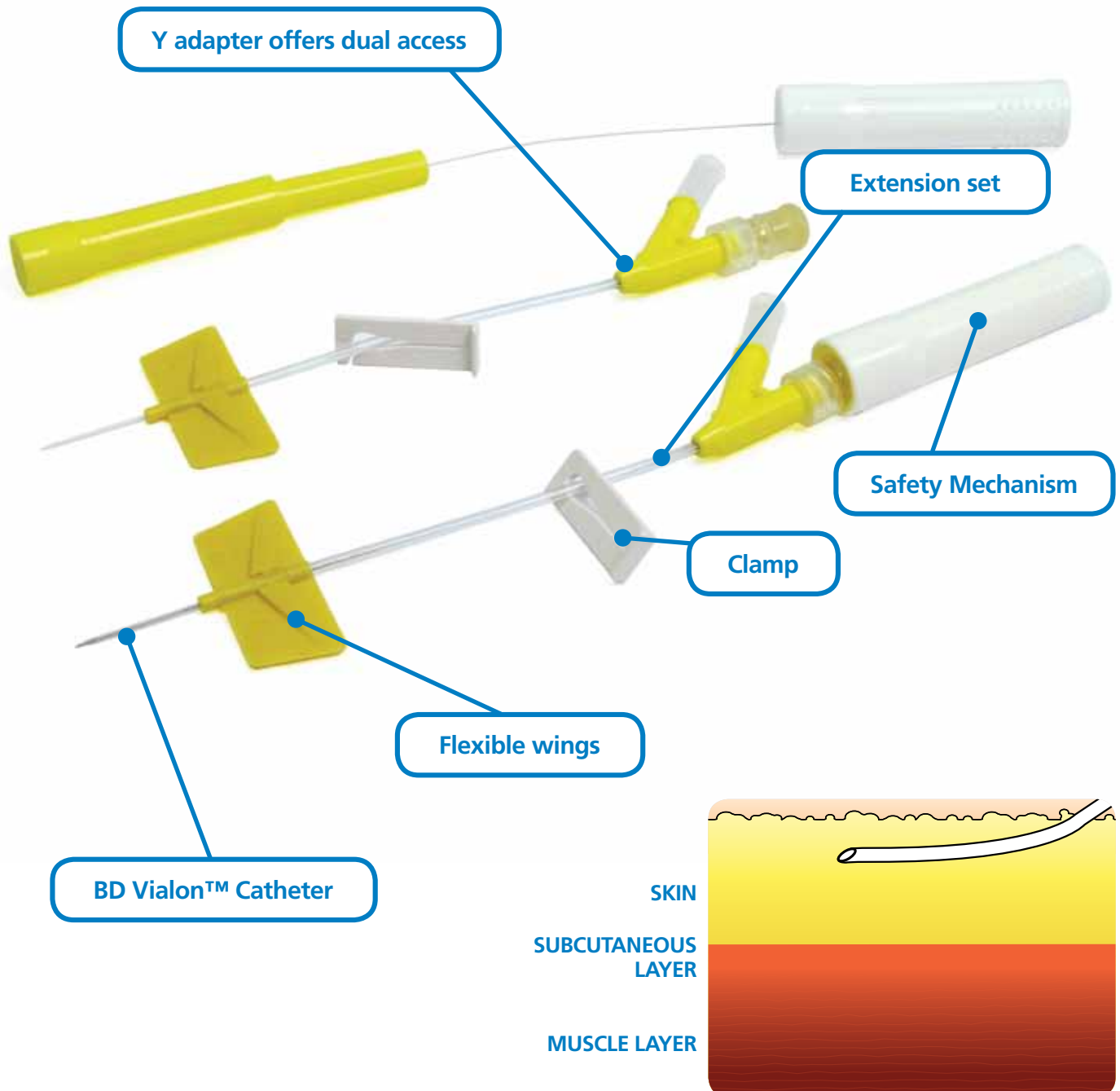
BD Saf-T-Intima™

Safety Integrated IV Catheter System

Hidden talent ... efficient protection

BD Saf-T-Intima™ Safety Integrated IV catheter system with passive needle shielding. One more choice of safety-engineered catheters from BD, designed with your safety in mind.

The patented shielding design incorporates a telescoping needle shield that passively covers the stylet as it is withdrawn from the catheter, safeguarding the clinician and others from potential sharps injury.



As recommended
by your peers

STEEL WINGED
BUTTERFLY NEEDLES

SUBCUTANEOUS
INFUSION THERAPY

IV
CATHETERS

The use of intravenous catheter systems for subcutaneous infusion therapy is now predominant.

When comparing peripheral IV catheter use to winged steel needle sets we observe it can help to:

- Increase dwell time³
- Reduce skin reactions³
- Dramatically reduce needle stick injuries³
- Reduce restricted fluid flow risk as there is no bevel⁴

Ideally, the design of the intravenous catheter will aid patient comfort and ensure expected dwell times are achieved. Therefore, the characteristics of the most suitable devices for subcutaneous access would include:

- 24G short peripheral intravenous catheter.
- Comfortable wings for support.
- Integral short extension tube to aid smooth insertion and the reduction of catheter movement during use.
- Integral safety mechanism to ensure practitioner safety during placement of device

The use of products which exhibit these features is recommended by leading consultants¹.



BD Saf-T-Intima™ Integrated Safety IV Catheter System exhibits all the recommended features above and its use for subcutaneous **infusion therapies** is **approved by BSi**.

Integrated Safety IV Catheter System



**6 reasons why BD Saf-T-Intima™ is the first choice
for all your subcutaneous infusion therapy needs:**

PATIENT COMFORT

+

INCREASED IN-DWELL TIMES

+

COST SAVINGS

+

CLINICIAN SAFETY FROM NSI

+

REDUCED INFECTION RISK

+

FOR A SAFER ENVIRONMENT

1 BD Vialon™ biomaterial has softening capabilities which avoid kinking issues and leads to a more comfortable cannula experience for the patient compared to steel wing needle alternatives

2 While BD Vialon™ catheter material can permit longer cannulation with less risk for phlebitis⁵ in IV therapy, the same material properties help ensure subcutaneous infusion in-dwell times

3 BD Saf-T-Intima™ comes with a pre-attached extension set, reducing additional costs. In addition, an increase in in-dwell times reduces overall costs of catheter materials and staff time

4 Improved patient and clinician safety from NSI. BD Saf-T-Intima™ has a telescoping needle shield which completely covers the needle as it is withdrawn, reducing the risk of needle stick injuries

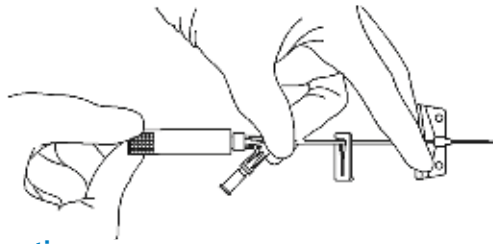
5 The integrated system approach reduces the risk of infection for the patient as the subcutaneous route does not interact with the main blood vessels. The clinician is also protected from exposure to blood or other bodily fluids.

6 DEHP Free.



BD Saf-T-Intima™ for Subcutaneous infusion therapy

1



Preparation

- Hold as shown (Fig. 1) and rotate the white safety shield to loosen the needle. (Fig. 1).

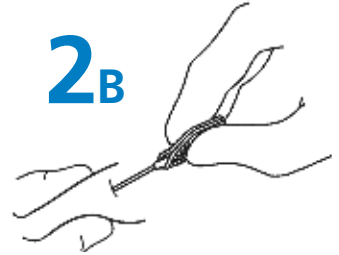
Priming

- The prime procedure is possible by removing the filter plug and connecting the IV Set and allowing catheter priming. After insertion, just by opening and controlling the flow of the IV Set, the infusion can be started.

2A



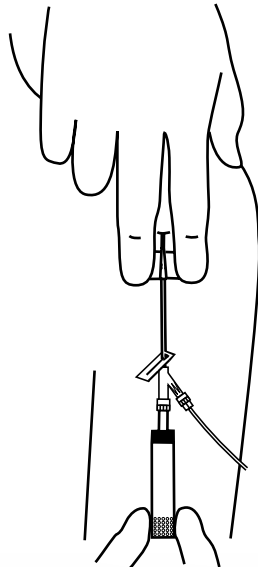
2B



Insertion

- Grasp the textured sides of wings and bring them together, pinching firmly. (Fig. 2A).
- Using thumb and index finger gently pinch the skin around selected site to identify the subcutaneous tissue. (Fig. 2B).
- Insert the full length of the catheter and needle through the skin at a 30°-45° angle. (Fig. 2B).

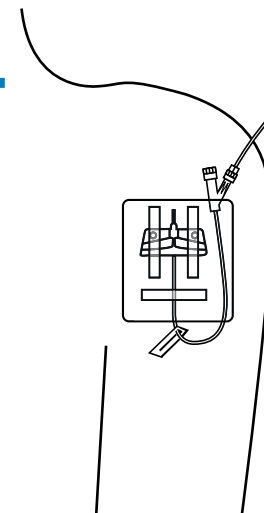
3



Needle Removal

- Lay the wings flat on the skin surface and pull the white safety shield in a straight, continuous motion until the safety shield separates from the safety system. (Fig. 3).
- Discard the needle immediately in a puncture resistant, leak-proof sharps container.

4



Stabilisation

- Secure the catheter and apply a sterile dressing per facility protocol.



Helping all people live healthy lives

- 1 Hypodermoclysis Review. Report written by Andrew Jackson, IV Nurse Consultant and owner of IVTEAM.com. December 2011, data on file.
- 2 Remington, R. and Hultman, T. (2007) Hypodermoclysis to treat dehydration: A review of the evidence. JAGS, 55(12), p.2051-2055.
- 3 Dawkins, L., Britton, D., Johnson, I., Higgins, B. and Dean, T. (2000) A randomized trial of winged Vialon cannulae and metal butterfly needles. International Journal of Palliative Nursing, 6(3), p.110-116.
- 4 Dickman A, Schneider J, Varga J. The Syringe Driver (2nd ed). Oxford: Oxford University Press; 2005.
- 5 Maki DG, Ringer M. Risk factors for infusion-related phlebitis with small peripheral venous catheters: a randomized controlled trial. Ann Intern Med 1991;114: p. 845-854.

BD Saf-T-Intima™ Description	New Product	Subcutaneous	IV
Straight Yel 24Ga x 10mm	383319	✓	✓
With Y Adapter Yel 24Ga x 10mm	383313	✓	✓
Straight Bl 22Ga x 19mm	383320	✓	✓
With Y Adapter Bl 22Ga x 19mm	383329	✓	✓
Straight Pnk 20Ga x 25mm	383338	N/A	✓
With Y Adapter Pnk 20Ga x 25mm	383339	N/A	✓
With Y Adapter Grn 18Ga x 25mm	383348	N/A	✓

Becton, Dickinson UK Ltd.

The Danby Building
Edmund Halley Road
Oxford Science Park
Oxford OX4 4DQ

tel: +44 (0) 1865 781666
www.bdeurope.com/safety