

ASSURE[®] PRISM MULTI

+ BLOOD GLUCOSE MONITORING SYSTEM

Cleaning and Disinfecting your Assure[®] Prism multi Blood Glucose Monitoring System

To minimize the risk of transmission of blood-borne pathogens, the cleaning and disinfection procedure should be performed as recommended in the instructions below.


The meter should be cleaned and disinfected after use on each patient. This blood glucose monitoring system may only be used for testing multiple patients when standard precautions and the manufacturer's disinfection procedures are followed.

Cleaning and Disinfection

The **cleaning procedure** is needed to clean dirt, blood and other bodily fluids off the exterior of the meter before performing the disinfection procedure.

The **disinfection procedure** is needed to prevent transmission of blood-borne pathogens.

Clorox[®] Germicidal Wipes, with 0.55% sodium hypochlorite as the active ingredient, have been tested and approved for cleaning and disinfecting the Assure[®] Prism multi blood glucose meter. This disinfectant wipe has been shown to be safe for use with this meter. Please read the Clorox[®] Germicidal Wipes instructions before using on your meter.

Name	Clorox [®] Germicidal Wipes	
Manufacturer	Clorox Professional Products Company [®] 800.537.1415 www.cloroxprofessional.com	
EPA Registration Number	67619-12	
Active Ingredients	0.55% Sodium Hypochlorite	

- Any disinfectant product with the EPA registration number of 67619-12 may be used on this device.
- A list of Environmental Protection Agency (EPA) registered disinfectants effective against HIV, Hepatitis B, and C virus can be found at the following website:
http://www.epa.gov/oppad001/list_d_hepatitisbhiv.pdf

Go to www.arkrayusa.com/diabetes-management/disinfect for the most up-to-date information on approved cleaning and disinfecting procedures and materials for ARKRAY blood glucose meters. If you have any questions, please contact our Technical Customer Service department at **800.818.8877**, 24 hours a day, 7 days a week, USA and Canada.

CLEANING AND DISINFECTING PROCEDURES

- Do not get fluids inside the meter through the test strip port, data port or battery compartment.
- Never immerse the meter or hold it under running water because it will damage the meter.
- Two disposable wipes will be needed for each cleaning and disinfecting procedure; one wipe for cleaning and a second wipe for disinfecting.

Cleaning

- ① Wear appropriate protective gear such as disposable gloves.
- ② Open the cap of the Clorox® Germicidal Wipes container, pull out 1 towelette and close the cap.
- ③ Wipe the entire surface of the meter 3 times horizontally and 3 times vertically using one towelette to clean blood and other body fluids.
- ④ Dispose of the used towelette in a trash bin.




Front



Back



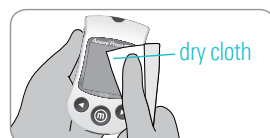

Both sides



NOTE: No actual drying of the meter is necessary before starting the disinfecting procedure.

Disinfecting (The meter should be cleaned prior to disinfection.)

- ⑤ Pull out 1 new towelette and wipe the entire surface of the meter 3 times horizontally and 3 times vertically to remove blood-borne pathogens.
- ⑥ Dispose of the used towelette in a trash bin.
- ⑦ Allow exteriors to remain wet for 1 minute, then wipe the meter using a dry cloth.
- ⑧ After disinfection, the user's gloves should be removed and thrown away. Wash hands before proceeding to the next patient.



If any of the following deterioration signs appear after cleaning or disinfecting, please stop using the system and contact Customer Service at **800.818.8877**, 24 hours a day, 7 days a week, USA and Canada.

- When the inscriptions on the exterior of the meter have been removed.
- When the color of the meter has changed or faded.
- When cracks or roughness develop on the meter.
- When a part of the segment on the meter display does not flash.

More information is available at:

- <http://www.cms.gov/Regulations-and-Guidance/Guidance/Transmittals/index.html>
- <http://www.cdc.gov/injectionsafety/blood-glucose-monitoring.html>
- www.fda.gov/MedicalDevices/Safety/AlertsandNotices/ucm224025.htm
- <http://www.cdc.gov/injectionsafety/Fingerstick-DevicesBGM.html>

ARKRAY USA, INC.

Minneapolis, MN 55439 • 800.818.8877 • www.arkrayusa.com

©ARKRAY USA, Inc. All rights reserved.
6579-01 Rev 03/15