



Apollo Medial Suture Anchor & Lateral Anchor

Surgical Technique

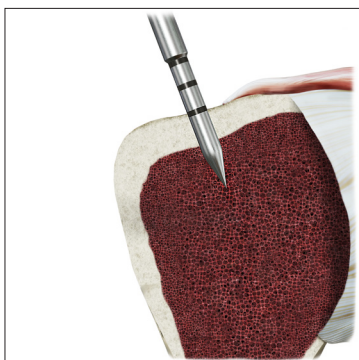


Apollo Medial Suture Anchors

The Apollo Medial Suture Anchor is available in 4.5, 5.5, and 6.5mm thread diameters in both PEEK and Titanium. Each configuration is paired with 15mm of full body length double lead tapered threads. All Apollo Medial Suture Anchors come sterile, pre-loaded on our unique delivery device that couples an integrated stainless steel punch, two encased UHMWPE sutures, and our unique stabilize and drive disposable inserter.

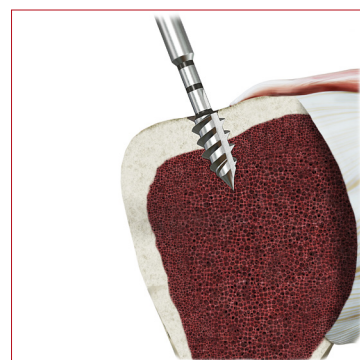
Surgical Technique

1

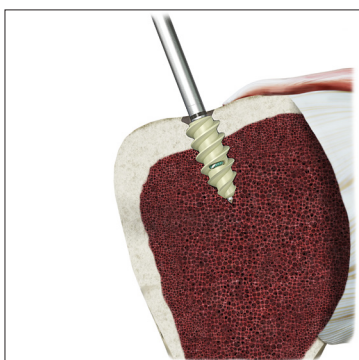


Using the corresponding size punch for the size anchor to be used, punch a pilot hole at the desired anchor site to a 15mm depth, the first laser mark.

Optional: Using the corresponding size tap for the anchor to be inserted, tap a pilot hole at the desired anchor site to a 15mm depth, the first laser mark.

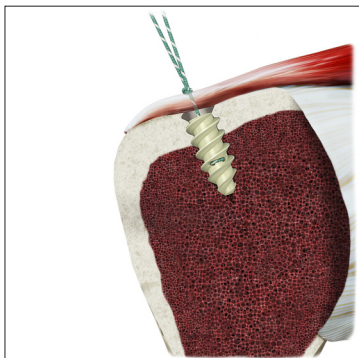


2



Insert the anchor at the punched location. Engage the anchor threads and drive in until anchor is flush with bone.

3



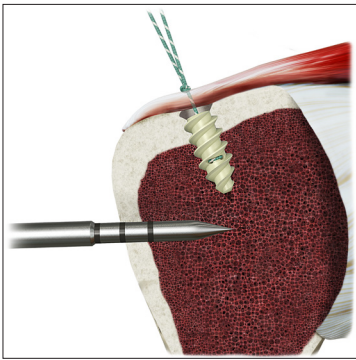
Release the anchor by pulling back on the driver, releasing the encased sutures.

Apollo Lateral Anchors

The Apollo Lateral Anchor is available in 4.5, 5.5, and 6.5mm thread diameters in both PEEK and Titanium. Each configuration is paired with a 6 mm punch suture tip and a 14 mm anchor with full body length double lead threads. All Apollo Lateral Anchors come sterile, pre-loaded on our unique delivery device that couples an integrated stainless steel extended punch and our unique stabilize and drive disposable inserter.

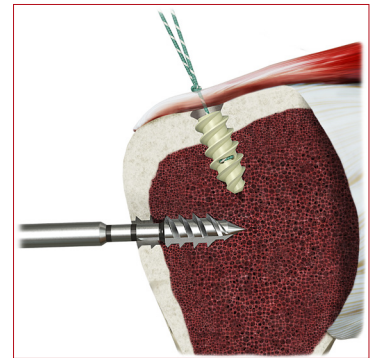
Surgical Technique

1

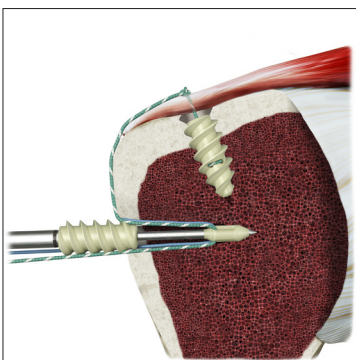


Using the corresponding size punch for the size anchor to be used, punch a pilot hole at the desired anchor site to a 20mm depth, the second laser mark.

Optional: Using the corresponding size tap for the size anchor to be used, tap a pilot hole at the desired anchor site to a 20mm depth, the second laser mark.

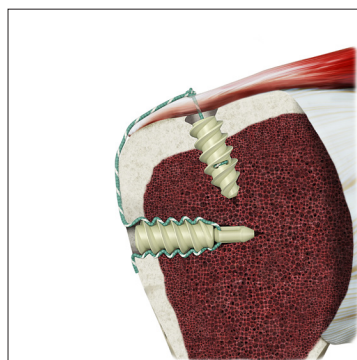
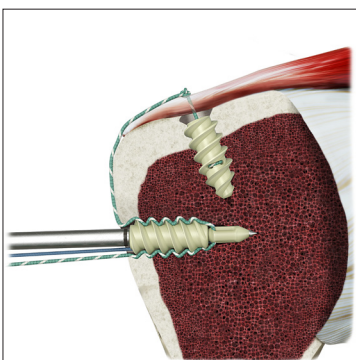


2



Thread suture through either or both of the suture slots in the punch suture tip, insert the punch suture tip at the punched location and mallet the punch suture tip into the bone tunnel.

3-4



Release the locked stainless steel punch at the handle, engage the anchor threads and drive in until anchor is flush with bone. Release the anchor and suture tip by pulling back on the driver.